

# STYLE

BY WEBB & BROWN-NEAVES

MAGAZINE

RECONNECTING  
WITH NATURE

RESURGENCE OF  
THE HOME OFFICE




THE AMOUR  
INTERIOR DESIGN





# STYLE: WHAT'S INSIDE

FIND CALM	4
NARROW LOT LIVING ON A GRAND SCALE	14
RECONNECTING WITH NATURE	18
MEET ARTIST JAMES GIDDY	28
FAMILY OF FIVE	38
THE WB EDIT	42
FAMILY AND HISTORY	50
RESURGENCE OF THE HOME OFFICE	60
THE AMOUR INTERIOR DESIGN	70





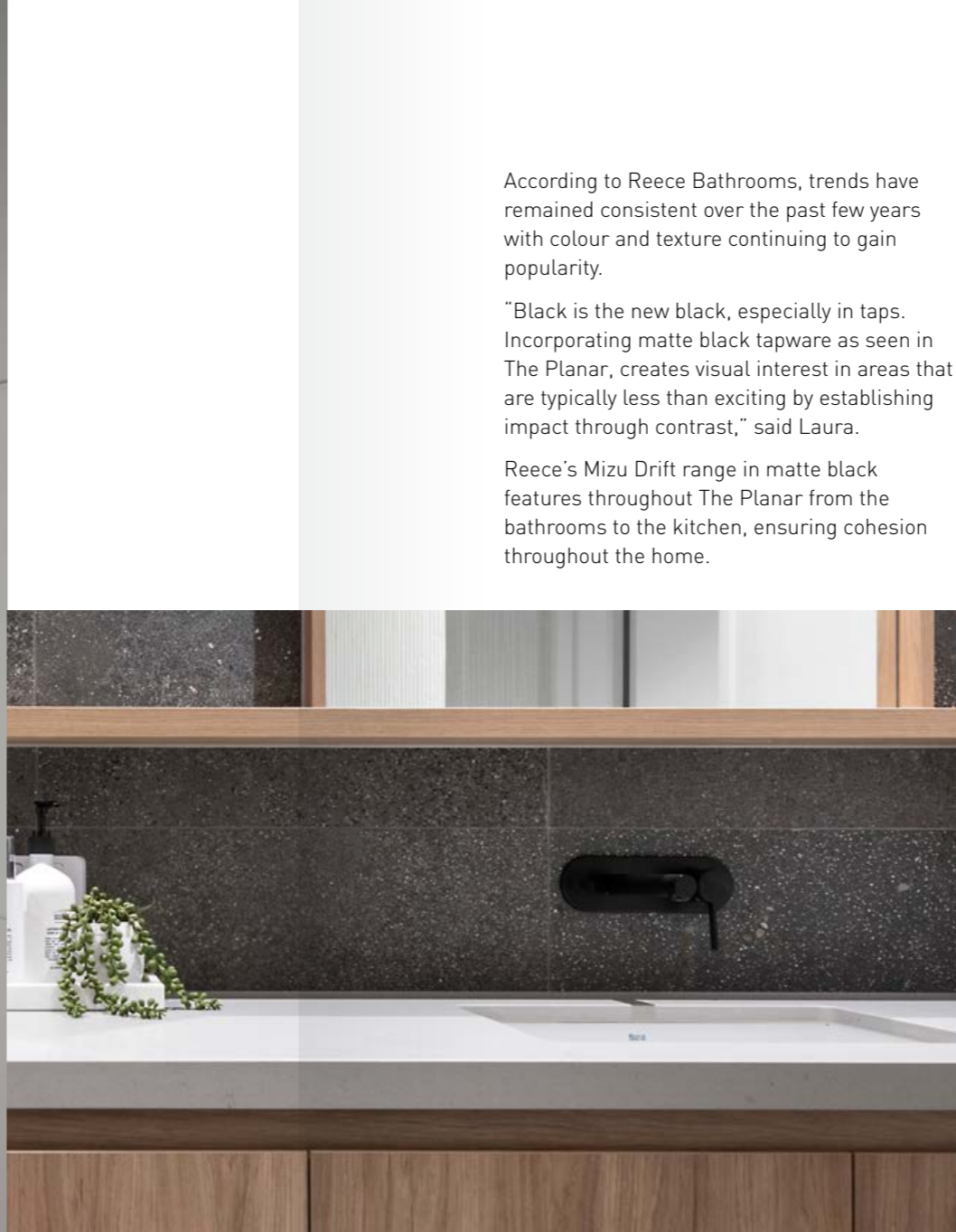


# FIND CALM

FIND CALM IN UNDERSTATED ELEGANCE  
AT THE PLANAR, WEBB & BROWN-NEAVES'  
MODERNIST URBAN RETREAT IN MELVILLE.

HOME THE PLANAR / FEATURING REECE BATHROOMS





According to Reece Bathrooms, trends have remained consistent over the past few years with colour and texture continuing to gain popularity.

“Black is the new black, especially in taps. Incorporating matte black tapware as seen in The Planar, creates visual interest in areas that are typically less than exciting by establishing impact through contrast,” said Laura.

Reece’s Mizu Drift range in matte black features throughout The Planar from the bathrooms to the kitchen, ensuring cohesion throughout the home.

---

**“With clever design and the right materials you can create your very own day spa in the comfort of your home.”**

---

**S**erene and unassuming from the street, The Planar is a beautiful composition of clean planes and vertical lines. It is a soothing sanctuary, the antidote to the stresses of everyday life.

We spoke to Laura Gray from Reece Bathrooms about The Planar’s luxurious bathrooms and the innovative Reece products that are featured throughout the home.

“When it came to bathroom design at The Planar, the brief was all about beauty in simplicity and creating that day spa feel,” said Laura.

“With clever design and the right materials you can create your very own day spa in the comfort of your home.”


“The Mizu Drift products make a bold statement in the home contrasting against the neutral colour palette of The Planar.”

The pin lever design featured to all tapware in The Planar was incorporated to compliment the linear theme seen throughout the home.

“Pin lever tapware continues to remain popular. It is a design aesthetic that just won’t date thanks to its sleek modern design.”

Upstairs at The Planar, it feels like a penthouse suite where there’s no such thing as check-out. Entering the master suite through grand double doors you are greeted by a space featuring a timber clad ceiling, large custom walk-in-robe and luxurious master ensuite with a custom round shower.





"The round shower featured in The Planar's master ensuite offers sleek design that immediately instils a sense of calm," said Laura.

"The Mizu Drift Twin Waterrail shower heads further enhance the sense of luxury you experience in the master suite."

Incorporating twin shower heads is a design trend that is quickly becoming a favourite in Australian households, especially for busy main bathrooms according to Reece Bathrooms. The twin design lets you pair your favourite overhead spray with a flexible detachable shower head for those who prefer extra control.

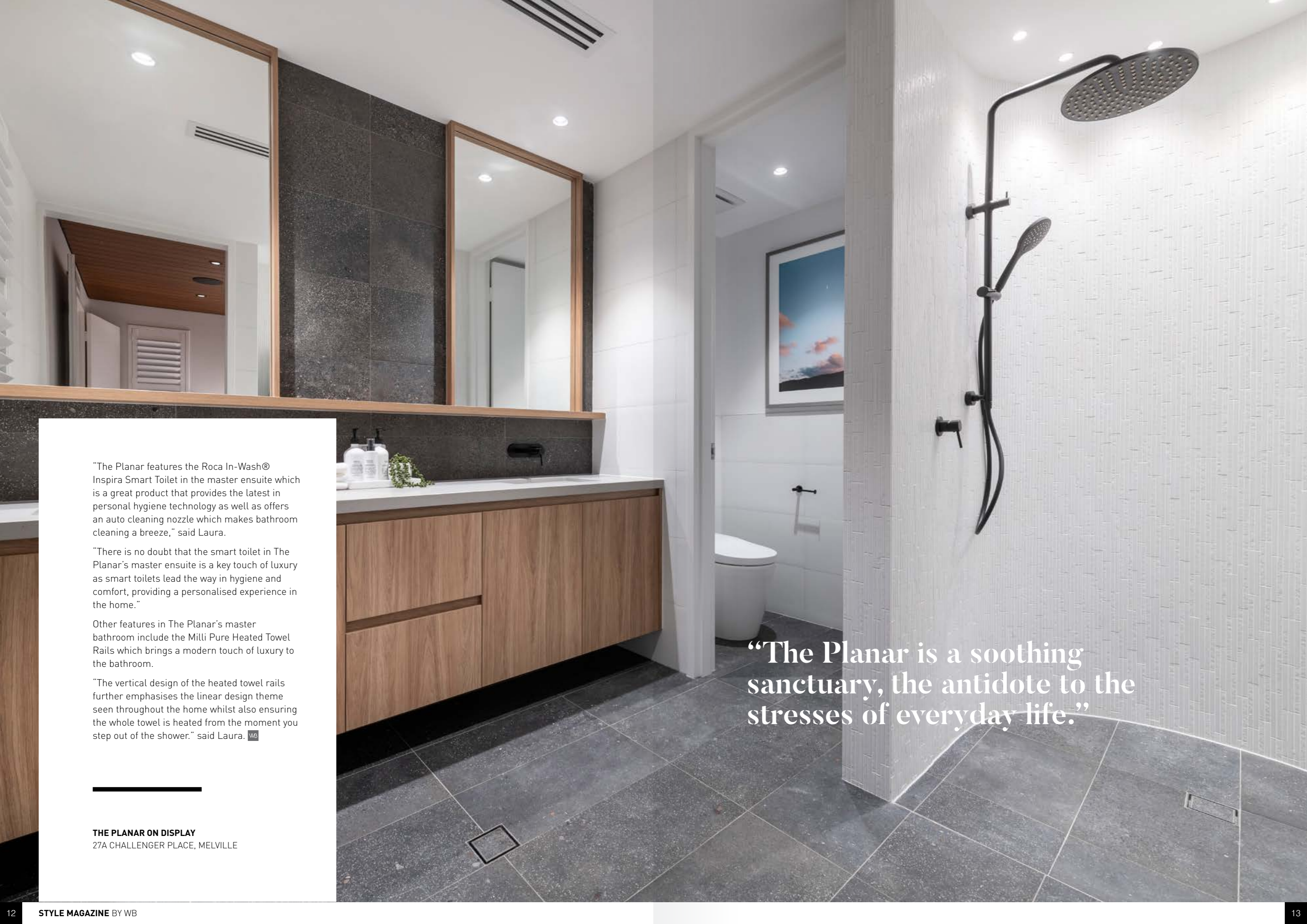
Designing a bathroom is just as much about what you don't see as what you do. The Planar is the perfect example of a home that seamlessly integrates functionality through technology into design.

---









"The Planar features the Roca In-Wash® Inspira Smart Toilet in the master ensuite which is a great product that provides the latest in personal hygiene technology as well as offers an auto cleaning nozzle which makes bathroom cleaning a breeze," said Laura.

"There is no doubt that the smart toilet in The Planar's master ensuite is a key touch of luxury as smart toilets lead the way in hygiene and comfort, providing a personalised experience in the home."

Other features in The Planar's master bathroom include the Milli Pure Heated Towel Rails which brings a modern touch of luxury to the bathroom.

"The vertical design of the heated towel rails further emphasises the linear design theme seen throughout the home whilst also ensuring the whole towel is heated from the moment you step out of the shower." said Laura. <sup>WB</sup>

---

**THE PLANAR ON DISPLAY**  
27A CHALLENGER PLACE, MELVILLE

**"The Planar is a soothing sanctuary, the antidote to the stresses of everyday life."**



# NARROW LOT LIVING ON A GRAND SCALE

WHEN NARROW  
BLOCKS FIRST EDGED  
THEIR WAY INTO THE  
SPOTLIGHT THEY  
WERE GREETED WITH  
A CERTAIN AMOUNT  
OF TREPIDATION.

HOMES NARROW LOT COLLECTION



## What about outdoor space? Will I get all the rooms I need?

Today many homebuyers are actively hunting down narrow lots to bring them closer to the city, coastal suburbs or even into newly re-zoned suburbs which can potentially help in getting a foot in to a more desirable location. Developers are capitalising on this trend, often knocking down an old house on a big block and subdividing the land into two or more highly desirable narrow lot homes.

Historically, dividing up an established block would create two battle-axe lots, with one house behind the other. Today it is more likely that a block will be divided down the middle from front to back, creating two narrow blocks side-by-side. Dividing a block down the middle carries the advantage of both homes optimising the prized street frontage. What was once a 20 or 25m wide block, is now two blocks of 10 or 12.5m wide each with its own street access.

At WB, when we design for narrow lots, we don't see limitations, boundaries or borders. We see smarter, bolder and savvier design possibilities on a grand scale for our clients.

Narrow lot is the future of inner-city design. Soaring facades, open plan living areas, seamless outdoor entertaining, clever office nooks and generous storage space – by making the most of every square millimetre of space our designs invite life to spill outside the boundaries.

WB's narrow lot designs are a collection of innovative designer homes that defy the confines of 10m frontages. Combining elegance and functionality in contrasting styles and form, each individual design can be tailored to match your unique lifestyle and budget.



---

If you're thinking about building on a narrow lot, here's three things to help you get started

---



## 2

### Maximise space

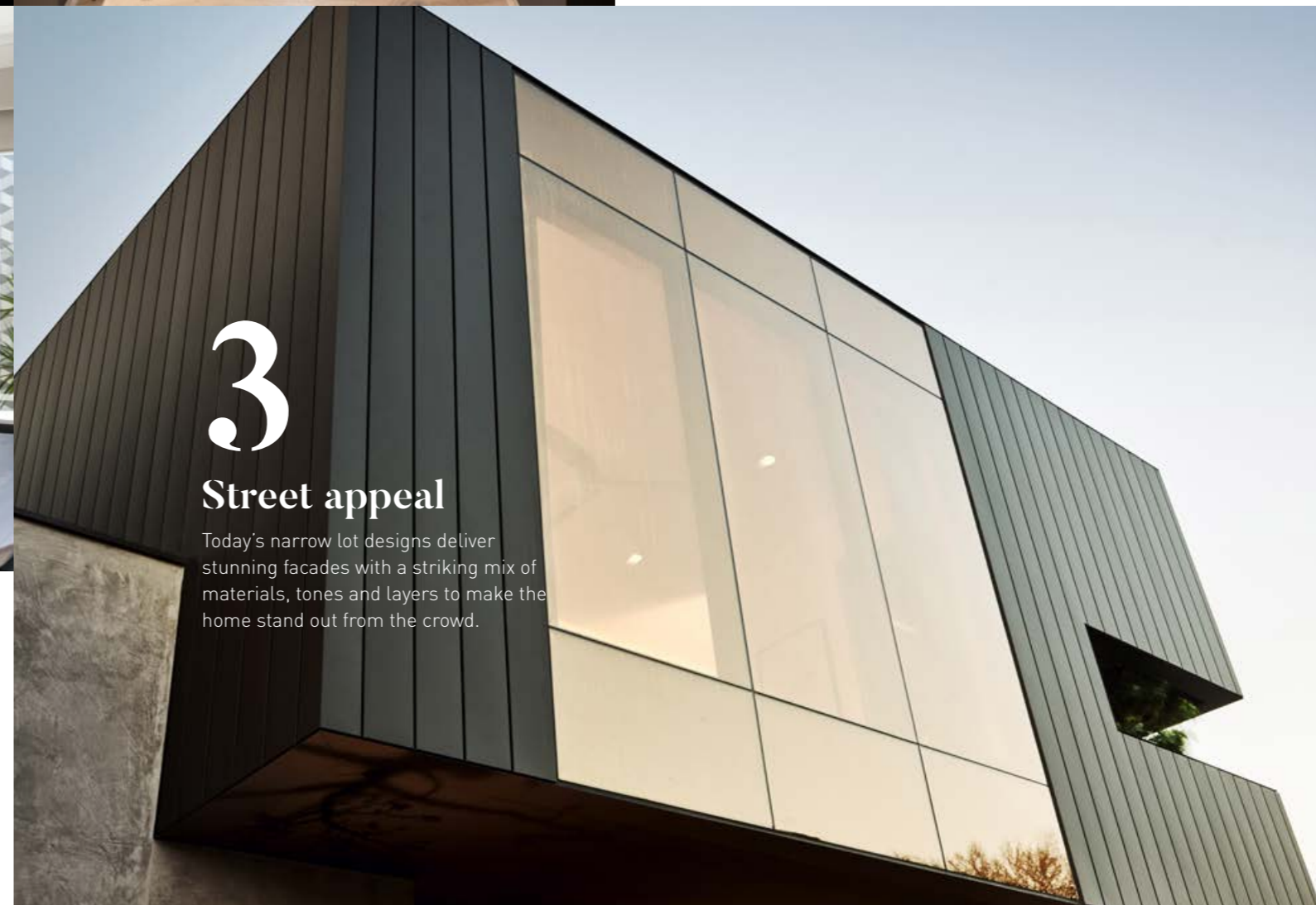
The aim is to eliminate 'dead' or wasted space as much as possible. Storage in the form of bookcases and built-in cabinetry can turn even the trickiest of spaces into something functional and stylish. In a narrow lot home design every space is important because there is minimal room to waste.



## 1

### Sense of volume

Features such as high ceilings, voids, skylights and floor-to-ceiling windows bring a heightened sense of volume to a narrow-lot design, making it feel much bigger and airier than its slender proportions would suggest. Plenty of natural light and a seamless indoor-outdoor connection are also must-haves.



## 3

### Street appeal

Today's narrow lot designs deliver stunning facades with a striking mix of materials, tones and layers to make the home stand out from the crowd.

TO SEE OUR FULL LIST OF NARROW LOT HOME DESIGNS

[CLICK HERE](#)






# RECONNECTING WITH NATURE

THE PRINCIPLE BEHIND BIOPHILIA IS SIMPLE, CONNECT PEOPLE WITH NATURE AS A WAY TO IMPROVE HEALTH AND WELL-BEING.

**HOME** THE HIGHLINE / **FEATURING** JOSEPH CALASARA, NEW PRODUCT & INNOVATION DESIGNER AT WEBB & BROWN-NEAVES







“Biophilic design is integrating nature and other life forms into the design solution”

**B**iophilia in home design is a concept that has been explored for decades but has never been as prevalent as it is today. With the increasing popularity of technology, we are seeing a dramatic decrease in our interaction with nature.

We spoke with Webb & Brown-Neaves' Innovation and New Product Designer, Joseph Calasara, about this design concept and how to incorporate it into your new home.

“For me, biophilic design is not just looking at nature from the window but integrating nature and other life forms into the design solution,”

A simple Google search of “plants in the home” will show you almost 2 billion results, so it’s not surprising that biophilic design is starting to once again gain traction in the building industry. At WB, we are seeing a large proportion of our clients request designs that integrate nature into their homes whether that be through central courtyards or in the internal finishings of the home.

Whilst plants play a major role in the concept of biophilia, the incorporation of nature into the home can also be attributed to simply including natural finishes and other features such as running water or natural light and ventilation.



"You don't have to fill your house with plants in order to experience the benefits of biophilic design. Ensuring your home has optimal cross-flow ventilation, natural finishes and even water features will give you the same benefits," said Joseph.

One example of a WB home that was based on this theory is The Highline display home located in the beautiful suburb of Jolimont.


"The Highline is an exploration of the future of residential design, maximising the potential of a narrow block without sacrificing a connection to nature," said Joseph.

"Exploring the connection to nature through the use of natural light, cross-flow ventilation, green spaces and views of trees, The Highline is the perfect example of how people can connect with the natural environment in an urban setting."



As featured in The Highline, sustainability is also a consideration of biophilic design, with many of the design concepts embedded for the biophilic benefits assisting in ensuring your home remains energy efficient.

"By ensuring adequate access to sun and passive ventilation throughout the home, biophilic design minimises energy use and greenhouse gas emissions," said Joseph.

"Environmental care and awareness are some of the most common considerations in the increasing demand for incorporating sustainability into residential design." 

**THE HIGHLINE ON DISPLAY**  
7 POLLEN GROVE, JOLIMONT



“The Highline is the perfect example of how people can connect with the natural environment in an urban setting.”







## Joseph's top tips for incorporating biophilia into your new home

### 1.

Ensure you have access to nature whether that's indoor or outdoor.

### 2.

Use natural materials where you can in your home design and also throughout the finishes of the home.

### 3.

Consider climate responsive design when incorporating biophilic features into your build which could include the orientation of the block and how the sun and breeze interact with your design.







# MEET ARTIST JAMES GIDDY

WE SPOKE WITH JAMES ABOUT HIS CAREER TO DATE, AS WELL AS HIS JOURNEY IN CREATING THE ARTWORK ON DISPLAY AT THE HIGHLINE.

HOME THE HIGHLINE / FEATURING JAMES GIDDY, ARTIST





Since completing his Bachelor of Arts at Curtin University in 2016, Perth artist James Giddy has made a name for himself both nationally and internationally as an artist well-known for his creative interpretation of regional landscapes presented as street murals.

Webb & Brown-Neaves recently commissioned Giddy to produce a mural at our display home, The Highline. This artwork pays homage to the home's New York style design in the form of two artistic pigeons. Giddy worked with WB's design team in creating a piece that would best reflect the home's style as well as provide a beautiful outlook from every angle.

We spoke with James about his career to date, as well as his journey in creating the artwork on display at The Highline.

"I never really thought that I'd be an artist when I was going through school or growing up. It was always encouraged as a hobby and you're always commended for doing well but I didn't know any artists that did it full time," he said.

Since being introduced to art at a young age by his grandfather in South Africa, James was encouraged by his family to continue this passion throughout his childhood which ultimately lead him to starting his art career by "accident".

"I was encouraged by my mum, rather than playing video games, to pick up a pen and pencil and draw something."



"I fell into the career of being an artist by accident, which is just a series of fortunate events."

Many of James' works revolve around the natural environment and expressing emotion through nature. Taking inspiration from his surroundings, James plays with colour, texture and the subjects that he paints to encapsulate his unique creative angle on each piece.

"It creates this more complete conversation with my works here in the city and painting in those environments helps me see my work without any background distractions and for what it is, which helps me improve."

"I have a soft spot for subjects that often receive a bad wrap, say in Australia, the ibis and seagulls, they're something everyone is familiar with but don't really give any attention to. I like to bring them into the spotlight, presenting them with elegance and encouraging the audience to challenge their pre-existing thoughts."

Travelling around WA and internationally is one of the main reasons why James enjoys his work so much. He explains that living in Western Australia is extremely influential on his practice as there is so much diversity in our own backyard.

"My biggest motivation to continue and pursue painting and art as a career is the lifestyle that comes with it. Doing something that I love and incorporating that aspect of travel and working in different environments with different people and introducing something nice into their lives is what I love the most."





---

James worked alongside the WB Design Team when forming the concept for the artwork installation at The Highline. James and the Design Team worked for two years from concept to completion to ensure the artwork made a statement in the home and stood true to James' style.

"The New York theme was put on the table and I initially came to the idea of a pigeon. These often get a bad wrap in New York but I think that's the part of my practice that I really enjoy, bringing an animal and giving it a more glorified position than what they usually get."


The purples, greens and blues that present in the artwork add a quirkiness and contemporary touch to the space as a welcoming and friendly addition.

Mural artwork is becoming more and more popular in residential building, as it creates architectural interest in a space where there perhaps may have been a lack of.

"Having a mural of some big pigeons is a little point of difference and a big quirk. I'd like it to show some humility and bring joy to people as they walk through."

James has worked hard to refine his style over the years and feels as though he now has a better understanding of his passion.

"Over the years I've definitely refined my style a lot, working in so many different mediums and on so many different platforms has helped me develop a better understanding of light, colour and balance. Just bringing it all together and creating a more dramatic composition which makes my work more compelling which I'm proud of."

To see more of James Giddy's artwork visit The Highline at 7 Pollen Grove, Jolimont. Open Saturday & Sunday 12-5pm, Wednesday 2-5pm. 

WATCH THE MAKING OF THE HIGHLINE'S MURAL BY JAMES GIDDY

[CLICK HERE](#)




# The Cabin

A bold elevation that challenges coastal design conventions.





# The Cabin




**THE CABIN  
ON DISPLAY**  
103 BURLEIGH DRIVE,  
BURNS BEACH



# FAMILY OF FIVE

HOME CLIENT CUSTOM DESIGN / FEATURING THE GUTHRIE FAMILY



WITH A GROWING FAMILY COMES THE NEED FOR A GROWING HOUSE.

Knockdown and rebuild clients, Bianca and Leon Guthrie found that their old home could no longer sustain their family of five, and decided to look for something more suitable. They spent quite some time looking at established homes with little success.

"We couldn't find anything we liked in the right location and the homes that were in our price range all needed a lot of work," said Bianca.

"We had renovated our last home since we bought it fourteen years prior, so in the end we decided to demolish and build. We bought an old home in Kensington and renovated it enough to rent it out, with the aim of demolishing and rebuilding down the track."

The benefit of building is being able to create your dream home, with everything exactly as you want it.

"We thought we'd build to what we wanted rather than looking for an older home which didn't suit our needs," Leon told us.



The Guthries met with Building and Design Consultant, Kim Gartrell and immediately felt at ease.

"When I asked Kim what we were getting for our money he said peace of mind and he was right. We had that the whole time," they said.

Bianca and Leon worked closely with our team to create a home that was suited to their lifestyle.


"The home is very spacious and has amazing light, which was very important after living in an old home that was quite dark. Everything about our home seems to work as we envisaged which is a nice feeling. It makes all the hard work worth it."

And in terms of their build, the Guthries found the journey to be an enjoyable one, pointing out their excitement when seeing their plans and the finished product.

"Our favourite part was probably seeing it all come together as it got built, but the early stages when the design team showed us what it would look like was exciting and at that point we knew they really understood what we were looking for. Seeing a drawing of it for the first time was amazing."

Being a family of five, the Guthries were already busy during their build, but they maintain that the process was not a difficult one.

"We had our jobs and three kids so plenty going on already so it was certainly a busy time, but the Webb & Brown-Neaves team supported us the whole time."

"We've been living here for a year now and there's nothing we need to change. Webb & Brown-Neaves helped us make sure we thought of everything." 



## TOP BUILDING TIPS FROM THE GUTHRIE FAMILY:

1.

"DO YOUR RESEARCH AND KNOW WHAT YOU WANT AS WELL AS KNOW THE BUILDERS' REPUTATION AND WHAT THEY SPECIALISE IN. WE HAD FRIENDS WHO BUILT WITH WEBB & BROWN-NEAVES SO WE HAD CONFIDENCE FROM THAT POINT OF VIEW THAT THEY COULD PROVIDE US WITH A GOOD QUALITY HOME AND ALSO GREAT SERVICE AFTERWARDS."

2.

"THE PRESTART PROCESS IS REALLY IMPORTANT AND THIS IS THE TIME TO CONSIDER EVERYTHING FROM POWER POINTS AND LIGHTING TO A GAS OUTLET FOR THE BARBEQUE. TIME SPENT HERE ASKING LOTS OF QUESTIONS AND DOING RESEARCH WILL GET YOU WHAT YOU WANT AND MEAN LESS STRESS AND LESS EXTRA MONEY ALONG THE WAY."



# THE WB EDIT



SHOP WB'S DISPLAY HOME, THE PLANAR. SERENE AND UNASSUMING FROM THE STREET, THE PLANAR IS A BEAUTIFUL COMPOSITION OF CLEAN PLANES AND VERTICAL LINES.



**1.**  
ISLAND LIGHT  
Ilii Minimalist  
3 Head Pendant Light  
from Lightsilo



**2.**  
DINING TABLE  
Huxley Mod Dining Table  
from Globewest



**3.**  
SOFA  
Felix Curve Sofa  
from Globewest



**4.**  
COFFEE TABLE  
Ethnicraft Oak Whitebird Coffee  
Table from Trit House







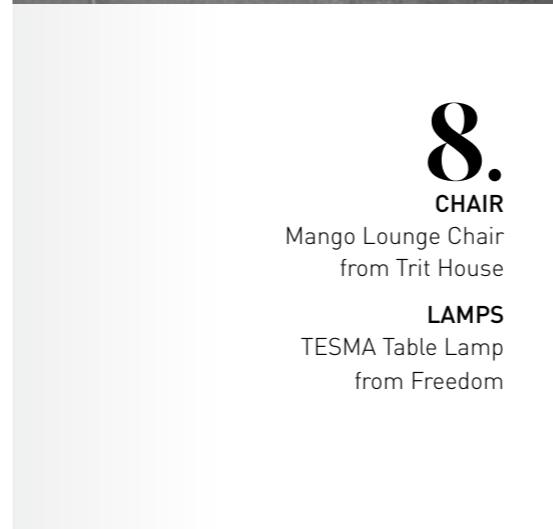
**5.**  
**ARM CHAIR**  
Line Chair White Leather  
from MRD Home



**6.**  
**ARTWORK**  
Approach by Gallery 360



**7.**  
**RUG**  
Garcia from The Rug Collection



**8.**  
**CHAIR**  
Mango Lounge Chair  
from Trit House  
**LAMPS**  
TESMA Table Lamp  
from Freedom



**9.**  
**CUSHIONS**  
A selection from Adairs  
and Empire Homewares



Flaunting moody European style  
and urban street culture.





# The Moda



**THE MODA  
ON DISPLAY**  
1 BROADCAST DRIVE,  
DIANELLA



# FAMILY AND HISTORY

HOME BASED OFF THE TOORAK HOME DESIGN / FEATURING LES & DOT BIGGERSTAFF



---

WEBB & BROWN-NEAVES CLIENTS, LES & DOT BIGGERSTAFF MOVED INTO THEIR NEW HOME IN JULY 2020. WE SPOKE WITH LES AND DOT ABOUT THEIR BUILDING JOURNEY AND THE SPECIAL FAMILY HISTORY INVOLVED IN THE BUILD.

"My parents moved from Toodyay to Perth in 1974 and bought this block for around \$35,000. Les and I came out here often to care for my Dad who was living by himself at the time. Since my father passed away Les and I decided that we would keep the block and build our own dream home," said Dot.

After demolishing the existing home and subdividing the block, Les and Dot were ready to start their building journey. When it came to decide what home to build, they had no hesitation in their choice of The Toorak home design by Webb & Brown-Neaves.





"While we were looking after Dad, we would drive through Applecross often, which is when we came across The Toorak display home. We've driven past The Toorak so many times and loved the look of it. It's a distinguished looking home," said Dot.

Walking through The Toorak display home, it didn't take long for Les and Dot to fall in love.

"We walked into the display home and we hadn't got very far before Dot asked if we could just pick this up and put it on the block," said Les.

After both falling in love with the home Les and Dot began their building journey with Webb & Brown-Neaves.

**"To be honest with you, the whole process has been very smooth," said Les.**

Being in constant contact with their Site Manager left Les and Dot feeling a sense of peace throughout the build.

"No matter what silly question, thought or worry we had, either somebody on the phone or somebody on site put us at ease. No matter what it was they consulted and explained everything to us and that really gave us confidence."

"The first question people ask when you tell them you're building is who are you building with. Once we said Webb & Brown-Neaves, they all said you don't need to worry, you won't have a problem and they were right," said Les.



Since moving in, Les and Dot have had a chance to settle into the home and really make it theirs.

"It's difficult to pick a special feature of the home and that's because the house just flows. You're comfortable with where you are. But if I had to pick one, it would be the formal lounge. There's just something about this room that feels comfortable and right," said Les.

Agreeing, Dot mentioned that she finds the whole home a feature in itself and loves the space she has.


"I also might like to mention at the bottom of the stairwell I have two framed pieces. One is a beautiful tatting that my Mum did and the other is a bag that used to hold nut hulls from where Dad managed an industrial extracts factory in Toodyay."

For Les and Dot, this home is all about family and history.

"The home's about succession, so we wanted a good piece of the history to flow from day one and we've achieved that," said Les.

When asked if they would build again there was no hesitation from Dot.

"I would love to build another one but I would only do it with Webb & Brown-Neaves."

The Toorak display home is now closed. 



**“The home’s about succession, so we wanted a good piece of the history to flow from day one and we’ve achieved that”**







A kaleidoscopic design that celebrates all the mayhem and mischief of raising kids.



# The Nest



**THE NEST  
ON DISPLAY**  
159 CLEMENTINE  
BOULEVARD, TREEBY





# RESURGENCE OF THE HOME OFFICE

WHAT WAS ONCE A TREND SLOWLY BEING BUILT OUT OF NEW HOMES HAS QUICKLY RE-EMERGED AS ONE OF THE MOST DESIRED FEATURES OF MODERN LIVING.



**T**he home office has had a resurgence as of late thanks to many businesses opting in to the working from home strategy.

Working from home has proven to be a great tool for businesses as their staff are given more flexibility around their working arrangements which has helped many manage their work life balance allowing individuals to invest more time into their health and wellbeing.

Whilst we all enjoy the freedoms that working from home brings, like working in your pjs, it is important to make sure your work space is set up in a way that works for you:

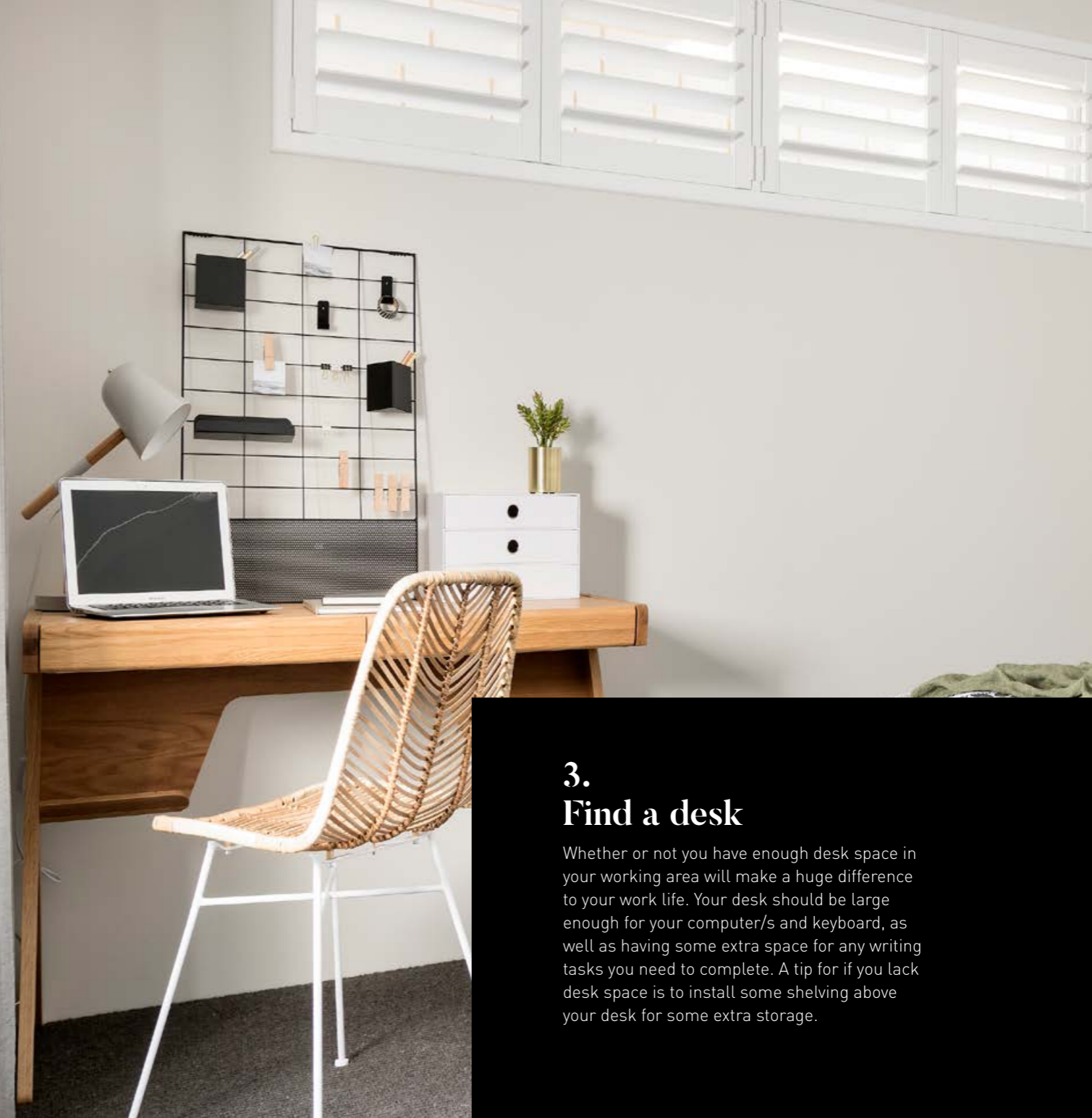


## 1. Choose the right space

When deciding on where to set up your home office, it is important to find a space in your home where you won't be easily disturbed or distracted. Identify space that is infrequently used such as a guest room. It is better if your work space can be behind closed doors, so you can participate in meetings without distractions as well as be able to close the door at the end of the day to give yourself the downtime you need.

## 2. Find an appropriate chair

Whilst it might be tempting to do your work from the comfort of your couch, finding a chair that is both comfortable and supportive is one of the best ways to ensure you are as productive as you can be. Select a chair that works best for you – is it the right height? Does it have arm rests? Maintaining good posture while working is highly important not just for your productivity but it will ultimately save your back in the long run.



## 3. Find a desk

Whether or not you have enough desk space in your working area will make a huge difference to your work life. Your desk should be large enough for your computer/s and keyboard, as well as having some extra space for any writing tasks you need to complete. A tip for if you lack desk space is to install some shelving above your desk for some extra storage.

## 4. Find your ideal computer setup

Do you work better with two monitors? Or are you someone who likes working off a laptop? If you normally work in an office, replicate your setup at home. Different things work for different people, so find what works for you and make sure it's setup in a way that you like.







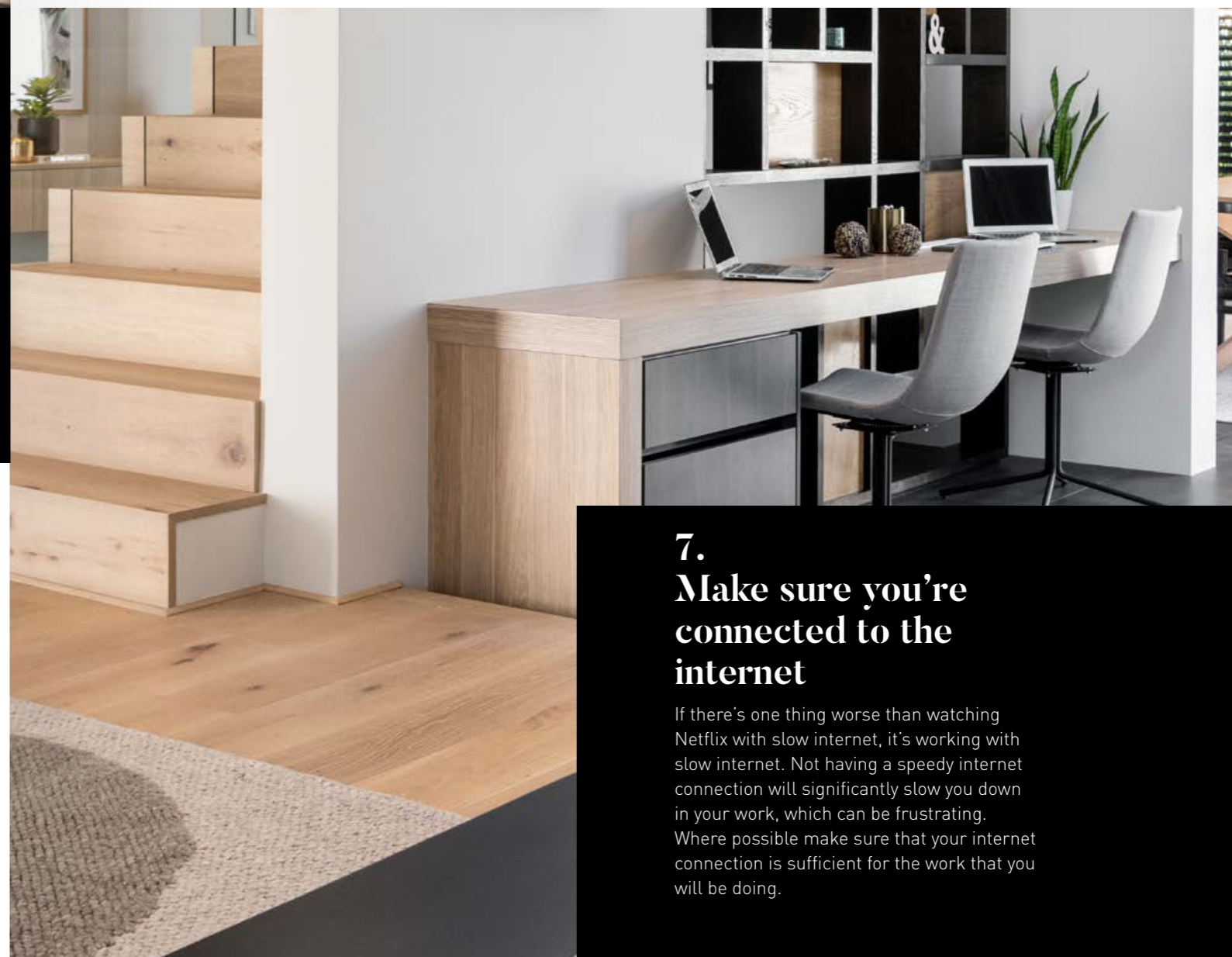
## 5. Minimise clutter

We've all heard it a million times before – a cluttered space is a cluttered mind – but it is true. Where possible, minimise the clutter you have in your work space. Clutter can be distracting so organising your equipment and supplies ensures that you'll get more work done and improve productivity.

**“The need for a well-organised, practical yet stylish office space has become a necessity.”**

## 6. Consider lighting

Make sure that wherever you set up your home office you have access to plenty of natural light. Exposure to daylight has been seen to improve office workers' overall well-being. Working without sufficient light can induce headaches and eye-strain, so ensure you are working in a well-lit area to improve productivity and health in the long-term.



## 7. Make sure you're connected to the internet

If there's one thing worse than watching Netflix with slow internet, it's working with slow internet. Not having a speedy internet connection will significantly slow you down in your work, which can be frustrating. Where possible make sure that your internet connection is sufficient for the work that you will be doing.





A modern twist on  
Mediterranean residential  
architecture.



# The Casa



**THE CASA  
ON DISPLAY**  
34 BIARA GARDENS,  
MOUNT CLAREMONT





# THE AMOUR INTERIOR DESIGN

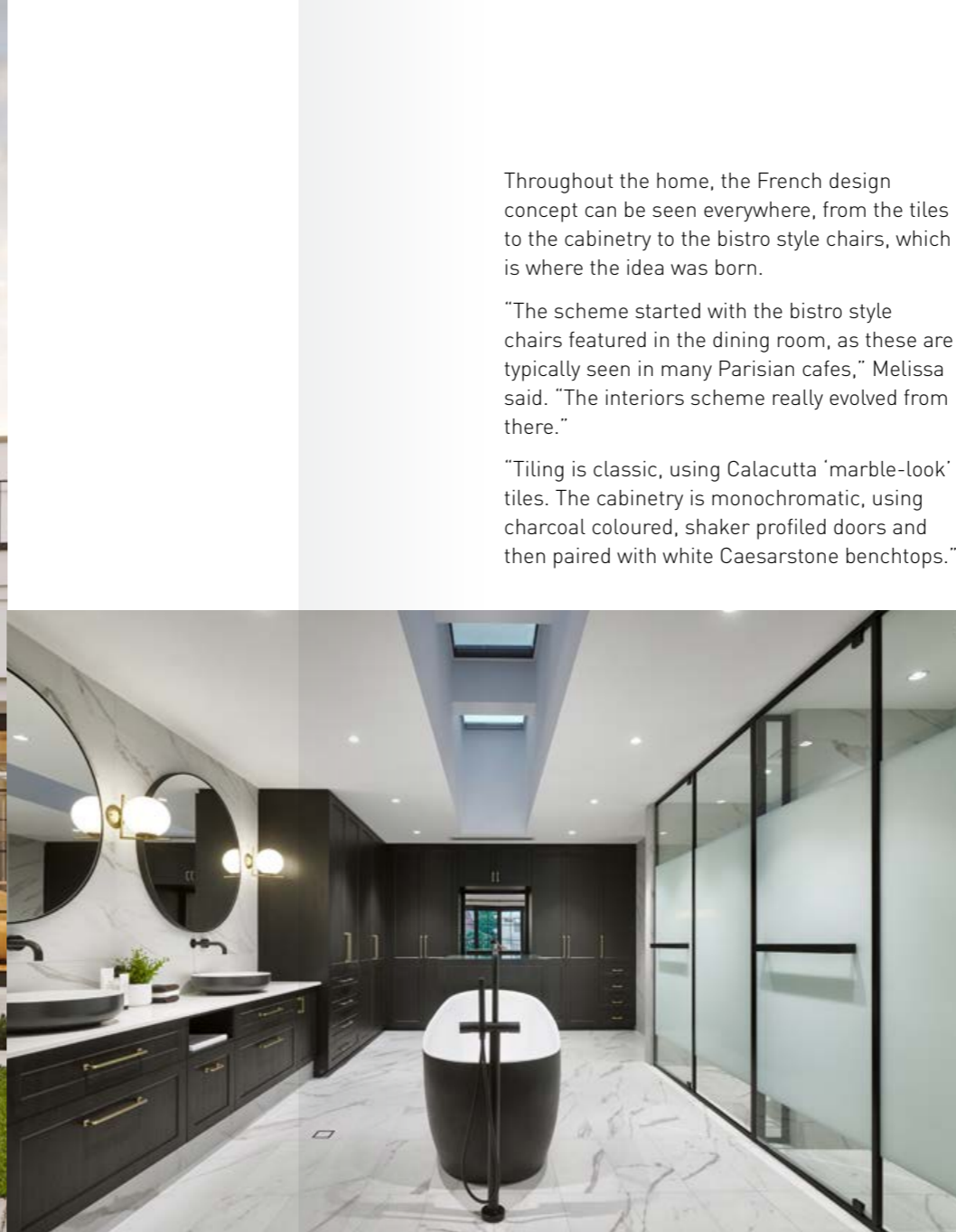
THIS FRENCH-STYLE HOME IS A STAND-OUT IN THE STREET, LOCATED IN PERTH'S AFFLUENT SUBURB OF SALTER POINT.

HOME THE AMOUR / FEATURING WB INTERIOR DESIGN CONSULTANT, MELISSA REDWOOD









Throughout the home, the French design concept can be seen everywhere, from the tiles to the cabinetry to the bistro style chairs, which is where the idea was born.

"The scheme started with the bistro style chairs featured in the dining room, as these are typically seen in many Parisian cafes," Melissa said. "The interiors scheme really evolved from there."

"Tiling is classic, using Calacutta 'marble-look' tiles. The cabinetry is monochromatic, using charcoal coloured, shaker profiled doors and then paired with white Caesarstone benchtops."

---

**"I wanted to evoke a feeling of living in the beautiful and vibrant city of Paris."**

---



**W**ebb & Brown-Neaves' display home, The Amour, is a modern home with old world elegance. Inspired by the spectacular streets of Paris, this French-style home is a stand-out in the street, located in Perth's affluent suburb of Salter Point.

We spoke to WB Interior Design Consultant, Melissa Redwood, about her inspiration behind the interior design of the home and how the design concept evolved to what it is today.

"The Amour was inspired by Parisian style living," Melissa said. "I wanted to evoke a feeling of living in the beautiful and vibrant city of Paris."

Melissa has used the right artwork, accessories and textures to enhance the design concept and evoke that feeling of being in Paris.

"I have added pastel colours in both the artwork and accessories, for added softness to the otherwise monochromatic scheme," she said.

"The use of some very textural fabrics, such as boucle and velvets in the upholstery add a sense of luxuriousness to the space. Pale oak chevron parquet timber floors feature throughout, reminiscent of Parisian floors and add warmth and texture to the space."

"The artwork is young and of a modern style, featuring both photographic and abstract styles."



A contemporary Parisian residence  
with a modern twist.







Having designed the interiors of many WB display homes, Melissa can't help but have a favourite feature in all of them. For this one, it's the kitchen.

"I absolutely love the kitchen. The black shaker style profile to the doors are stunning in the dark charcoal colour and gives great contrast against the pale timber floors. The dark cabinetry also gives an element of sophistication to the room. The enormous island bench is perfect for family get togethers or entertaining."

"I love how part of the kitchen sits underneath the huge stair void. Looking up from the breakfast bar, you are immediately struck by the beautiful cascading cluster of nine pendant lights."

Perfect for family living, The Amour features a kid's retreat downstairs, allowing for complete separation from the master suite upstairs.

"This area is a relaxed fun zone, perfect for younger kids or teenagers," Melissa said. "Featuring a built-in desk for the kids to do homework, a TV area and a huge steel day bed integrated into the window, it makes for the perfect multipurpose room."

The daybed is a standout feature of the home, overlooking the magnificent pool and landscaping design outside.

"This would be a great spot to sit and daydream, or perhaps just an area to read a book and gaze out at the pool area."

Melissa was inspired by European architecture and interior design, a trend that has been growing in popularity in recent years. Feeling like you're on holiday every day in your home is truly something special, something the team has successfully achieved with The Amour.

Visit The Amour and be transported to the beautiful city of Paris at 15 Redmond Street, Salter Point. [WB](#)

VISIT HOME



# THE NEXT STEPS

READING STORIES ABOUT BEAUTIFUL HOMES IN PERTH'S BEST SUBURBS CAN BE INSPIRING. IF YOU CAN SEE YOUR NEW LIFE IN A BRAND NEW WEBB & BROWN-NEAVES HOME BUT NOT SURE WHERE TO GET STARTED, CONTACT US ON 9208 9000 OR VISIT [WBHOMES.COM.AU](http://WBHOMES.COM.AU)



Home elevation illustrations and photographs shown are for illustration purposes only. Illustrations and photographs may depict features not included as standard features of Webb & Brown-Neaves home designs or not supplied by Webb & Brown-Neaves including, but not limited to; feature brickwork/stone, cladding, garden features, landscaping, planter boxes, retaining walls, pergolas, outdoor kitchens, barbecues, screens, exposed aggregate concrete, designer garage doors, water features, gates, fencing, letterboxes, tinted windows, light fittings, built-in furniture, furniture, window treatments, floor coverings and decorator items. Webb & Brown-Neaves does not supply swimming pools, pool decks and fencing. For more information please contact a Webb & Brown-Neaves Building and Design Consultant. Webb & Brown-Neaves Pty Ltd. BC5409. © The Copyright of this publication and contents belongs to Webb & Brown-Neaves Pty Ltd. Use in whole or part is not permitted without written consent.